

60" HP 5500ps





hp designjet 5500ps



Adobe PostScript 3




PANTONE[®]
Digital Color



hp designjet 5500ps

BOTH INK SYSTEMS WITH THIS PRINTER.



The image shows the interior of a white plastic storage container for an HP ink tube system. At the top, there is a black multi-pin connector with four pins. Below it, a white plastic component is visible. The main part of the container holds a black ink tube system with several yellow tubes and blue caps. The tubes are connected to a black multi-pin connector. The container has a white label with the HP logo and the text "ink tube system storage".

hp ink tube system storage

**ADDITIONAL TUBE SYSTEM TO SWITCH
FROM ONE INK SYSTEM TO ANOTHER -
DYE to UV INKS.**

**SPARE HEAD STORAGE BIN
TO STORE HEADS WHEN INK SYS
IS SWITCHED.**



hp

HP DesignJet 5000 Series



HP



HP

hp designjet 5000 series
large format prints warranty



ORIGINAL OEM HP MAINTENANCE KIT INCLUDED



POWER MAX	400W	最大功率
FREQUENCY RANGE	50-60 Hz	频率范围
AC VOLTAGE	~100-240V	交流电压
CURRENT MAX	5A	最大电流

非维修人员请勿打开机盖。

需要维修时请找专业人员服务。

NO OPERATOR SERVICEABLE PARTS INSIDE.

REFER SERVICING TO QUALIFIED SERVICE PERSONNEL.

NO HAY PIEZAS REPARABLES POR EL USUARIO EN EL INTERIOR.

REPARACIONES: CONTACTAR CON PERSONAL DE SERVICIO AUTORIZADO.

设备仅应连接到有接地的电源上。

Equipment to be connected to earthed mains outlet only.
Conectar el producto a red de alimentación con toma de tierra.

Apparätet må kun tillkoplas jordat strömkontakt.

Apparaten skall anslutas till jordat nätuttag.

Laitte on sijoitettava suojakosketinpistorasiin.

MADE IN SINGAPORE

新加坡制造

APL

FACTORY MODEL 01253Z



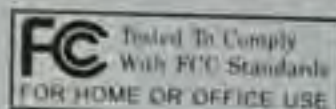
SERIAL N°:



SG26Q14016

警告使用者：這是甲類的資訊產品，在居住的環境中使用時，可能會造成射頻干擾。在這種情況下，使用者會被要求採取某些適當的對策。

This product complies with Canadian EMC Regulation ICES-003.
Cet appareil est conforme à la norme NMB-003 de Canada.



N279



Statistics

RAM present=256MB
Hard disk=39083MB
Code rev=5.03.11
PS Code rev=9.03.46R
Service ID=12347
Num. Cycles=295615

ION
Ic
Im
Y
C
M
K

ACCESORIES INCLUDED



ALL SET UP INSTRUCTIONS INCLUDED



setup instructions



hp designjet 3500 series 60 inch (1.52 m)



hp designjet 3500 series 42 inch (1.07 m)



Read these instructions carefully.

Read the HP Leaflet for the Reader.
 The HP Leaflet for the Reader provides information on how to use the printer and how to get the most out of it. It also contains information on how to get the most out of your HP printer.



The Take-Up Roll
 If you are installing ONLY the Take-Up Roll, go directly to page 3, Step 5.



Consult the online HP Knowledge Base for more information on how to use the Take-Up Roll.

Inventory unpacking

hp designjet 60 inch (1.52 m)



hp designjet 42 inch (1.07 m)



For more information on the printer, visit the HP Knowledge Base.

Item	Quantity
Printer (with stand)	1
HP Ink Cartridges	4
Take-Up Roll	1
Get-Up-and-Go™ Sheet	1
Support materials and documents	1

For more information on the printer, visit the HP Knowledge Base.

Mark on box	Content of box
	Printer (with stand)
	HP Ink Cartridges
	Take-Up Roll (optional, not included)



hp designjet

support services
and warranty guide



① pocket guide



USE THE FRONT PANEL
 LOAD AND UNLOAD MEDIA
 MAINTAIN THE INK SYSTEM
 CHANGE THE INK SYSTEM
 MANAGE THE PRINTS



Yellow square with key icon. Text: '... HP... 2004'.

Pink square with text: 'hp designjet printer'.

HP logo.



ink upgrade installation guide

Blue square with ink cartridge icon.

Orange square with text: 'using your printer'.

Image of a printer's output tray.

HP logo.



ALL ORIGINAL DOCUMENTS, CDs, ETC. INCLUDED

